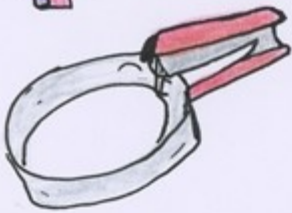




Makes 10-12  
Preparation



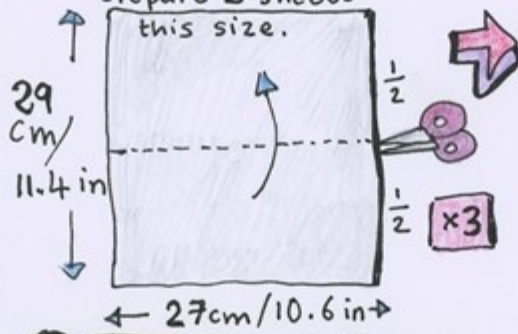
8 Grease inside with a little butter, or oil.



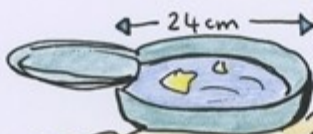
7 Staple the paper ring together.

Make 6 rings with baking paper

Prepare 3 sheets this size.



1 Fold in half. Cut.



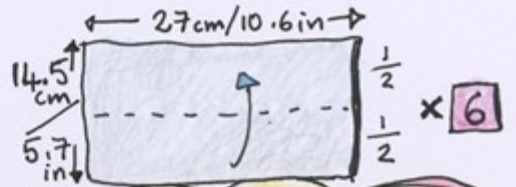
9 Grease the frying pan with a little butter.



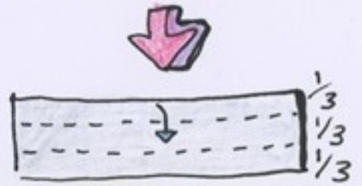
10 Place 4 rings in the pan.




6 Tuck one end in other and make a paper ring inside a metal ring.




2 Fold in half again.



3 Fold down top third to cover middle third.



4 Fold up bottom third to cover top third.



5 Write your name on the paper.

Optional: for doing in class

or cookie cutter